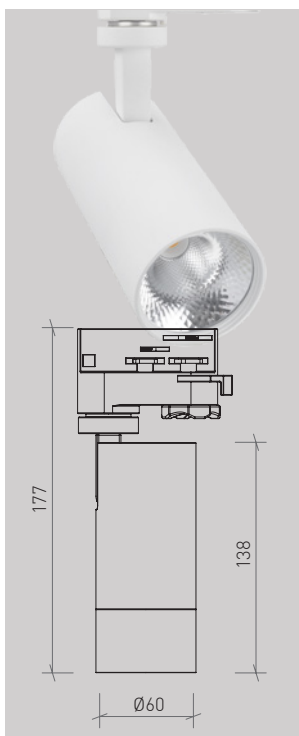
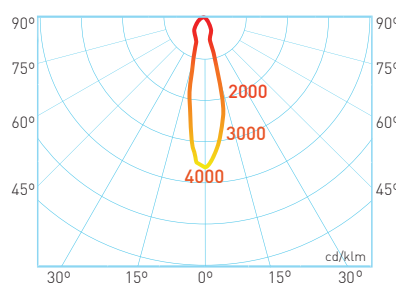


BRILUMEN DATA SHEET

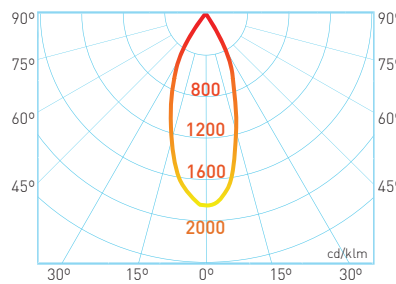


LORY 3000K 24°



1m	Ø37cm	3.678 lx
2m	Ø73cm	919 lx
3m	Ø110cm	409 lx
4m	Ø147cm	230 lx
5m	Ø185cm	147 lx
6m	Ø221cm	102 lx

LORY 3000K 38°



1m	Ø67cm	1.822 lx
2m	Ø134cm	455 lx
3m	Ø202cm	202 lx
4m	Ø269cm	114 lx
5m	Ø336cm	72,9 lx
6m	Ø403cm	50,6 lx

ORDER OPTIONS OPÇÕES DE ENCOMENDA

PRODUCT CODE	POWER	CRI	BEAM ANGLE	CCT	LED LUMENS	LUMINAIRE LUMENS
442.80.24.CT.FI	12W	>80	24°		1056 lm	950 lm
442.80.38.CT.FI	12W	>80	38°	2700K	1056 lm	975 lm
442.95.24.CT.FI	12W	>95	24°	3000K	840 lm	756 lm
442.95.38.CT.FI	12W	>95	38°	4000K	840 lm	775 lm

.CT

COLOUR TEMPERATURE OPTIONS
OPÇÕES DE TEMPERATURA DA COR

Please change .CT by one of the following options.
Por favor altere .CT por uma das seguintes opções.

1° suffix: .27 2700K .30 3000K .40 4000K

.FI

FINISHING OPTIONS
OPÇÕES DE ACABAMENTO

Please change .FI by one of the following options.
Por favor altere .FI por uma das seguintes opções.

2° suffix: TW Textured White Branco texturado TB Textured Black Preto texturado